



TABLE OF CONTENTS

Page 1	Agency Overview
Page 2	Our Performance
Page 3	Financial Position
Page 4	Way Forward

OUR VALUES

Our Organization is founded on the values of Integrity and Commitment to Excellence. We value our people, customers, and our partners!

OUR MISSION

To ensure the safety and security of the traveling public, maintain a superior and reliable level of airport services, and support the development of air services and facilities integral to Guam's economy.

VISION HULO'

Vision Hulo' is a set of initiatives to create growth, development and opportunities for the Airport and Guam. Hulo' in Chamorro means "up", and with over \$200M in projects, the only way is up!



Agency Overview

The A.B. Won Pat International Airport Authority, Guam (GIAA) is a self-sustaining autonomous government agency, fully reliant on generating revenues for its operational requirements. The Authority, through its Board, Management and 203 full-time employees, are stewards of Guam's largest capital investment and government asset -the Guam International Airport. Airport operations contributes (directly, indirectly and induced) over \$2.3 billion annually to Guam's economy.*

Guam's Only Commercial Airport

The Guam International Airport is the island's only commercial service airport, occupying over 1,800 acres of land.

In FY 2019, over 3.6 million passengers were processed, serviced by United Airlines, Air Busan, Air Seoul, Cebu Pacific, China Airlines, Japan Airlines, Jeju Air, Jin Air, Korean Air, Philippine Airlines, T'Way

* 2015 Economic Contribution Study, Leigh Fisher

Air, and Aerospace Concepts (business jet service). All-cargo operators include Asia Pacific Airlines, Federal Express and UPS. Star Marianas and Arctic Circle provide service to the CNMI from Guam, utilizing light aircraft on a scheduled and charter basis for passengers and cargo.

Board, Management and Employees

The Board of Directors consists of seven members and are appointed by the Governor of Guam, and confirmed by the Guam Legislature. The Board sets policy encompassing corporate governance, corporate social responsibility, management initiatives, GIAA's capital improvement program and financial issues that include annual budgets, investment policy, and bond financing.

The Executive Manager and Deputy Executive Manager lead the day-to-day operations, overseeing eight divisions that include Administration, Property Management, Properties and Facilities,

Accounting, Engineering, Operations, Airport Police and Aircraft Rescue and Firefighting (ARFF) divisions.

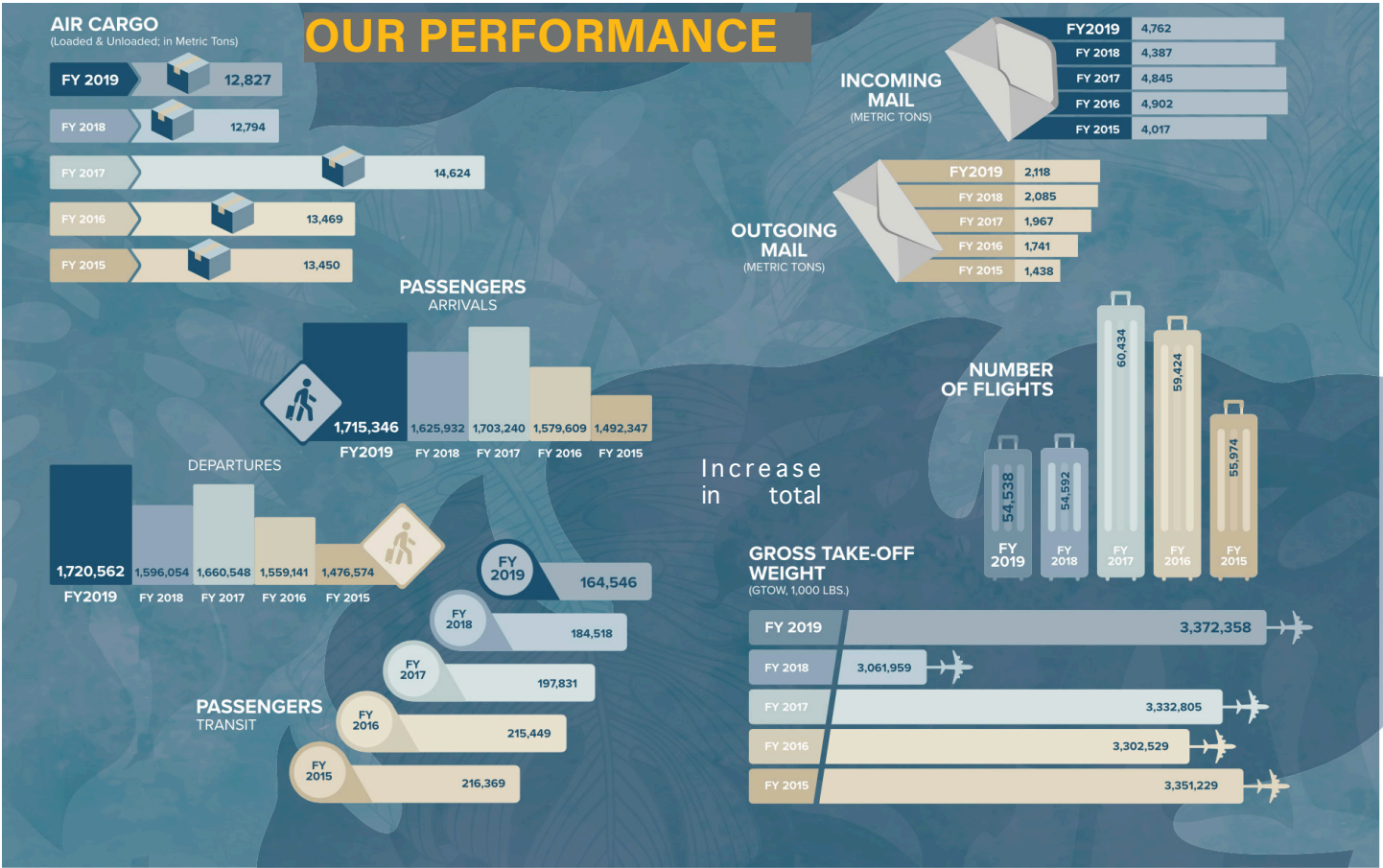
Management Initiatives

Management develops goals and objectives that drive strategic initiatives and formulation of the fiscal budget. These initiatives are based on key areas of Airport management:

- Customer Service
- Facilities and Access
- Economic Development
- Competitive Positioning
- Community Relations
- Governance and Organization

Regulatory Oversight

All aspects of airport operations must comply with rules, regulations and directives of the Federal Aviation Administration (FAA), the Transportation Security Administration (TSA), the US Customs and Border Protection (USCBP), bond covenants, and all applicable federal and local laws.



OPERATIONAL HIGHLIGHTS

- 5.7%** Increase in total passenger movements from 3.4 million in FY 2018 to 3.6 million in FY 2019.
- 10%** Increase in aircraft payload, from 3.06 million lbs. in FY 2018 to 3.37 million lbs. in FY 2019.
- 10th** A ranking of 10th position in the "Top US Ports of Entry for International Arrivals".
*National Travel and Tourism Office, US Dept. of Commerce (June 2019)
- 11.5%** An 11.5% increase in capital improvement investment, as the International Arrivals Corridor and other projects move toward completion.



AIRPORT PROJECTS

Over \$200 Million in projects are underway, focusing on increasing capacity, facilitating passenger processing, and enhancing safety and security. Highlighted below are prioritized capital improvement projects in FY 2019:

• INT'L ARRIVALS CORRIDOR & ADDED SCREENING LANES	\$122M
• AIRCRAFT RESCUE AND FIREFIGHTING FACILITY	\$23.4M
• RUNWAY 6L/24R REHABILITATION	\$22.3M
• RESIDENTIAL SOUND SOLUTION PROGRAM	(70 HOMES)
• AIRPORT APRONS & TAXIWAY REHABILITATION	IN PROCUREMENT
• CARGO APRON/FUEL SYSTEM EXTENSION	IN PROCUREMENT

International Arrivals Corridor
This \$122M project adds a 3rd floor and a sterile corridor for arriving passengers. In June 2019, Phase I was complete and opened for use.

Runway 6L/24R Rehabilitation
Over 9,500 linear feet of the Airport's primary runway will be rehabilitated to maintain integrity and load factor of this important airport asset.

Security Screening Checkpoint
This project increases screening capacity, adding two more lanes and queue space.

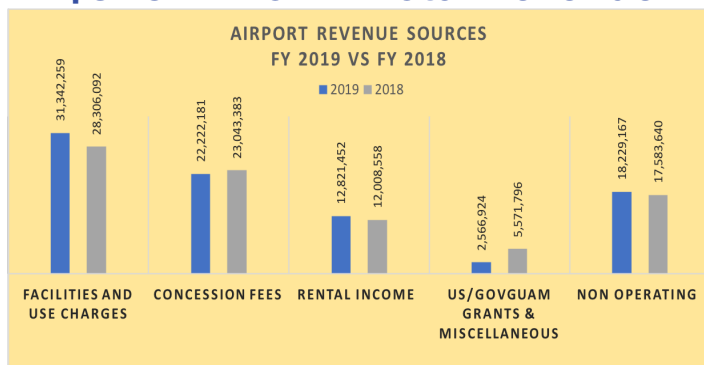
Residential Sound Solutions Program (RSSP)
A community partner-based program, the RSSP mitigates homes affected by airport noise measuring over 65 decibels. In FY 2019, 11 homes were mitigated and 70 homes preliminarily screened.

ARFF Facility
A \$23.4M new state-of-the-art facility will be constructed to replace the current ARFF barn.

FY 2019 FINANCES

The audited FY 2019 Financial Statement was prepared by Independent Auditor Ernst & Young. The full report can be viewed at: <https://www.guamairport.com/corporate/reports/financial-reports>. Key information is extracted for reference:

\$87.5 Million in Total Revenue



Operational Revenue of \$69.3 Million

Operational revenues for FY 2019 remained flat year-over-year, which amounted to \$69.3 Million. Operational revenues consist of facilities and use charges, concession fees, rental income, US and GovGuam operating grants, and miscellaneous revenues.

Aeronautical Revenue generated \$35.6 Million and accounted for 51.3% of operational revenue. Non-aeronautical revenue, comprised of concession fees, lease of operating space from non-airline and other tenants, as well as rental and miscellaneous income from other sources, amounted to \$33.7 Million.

Non-Operating Revenue of \$18.2 Million

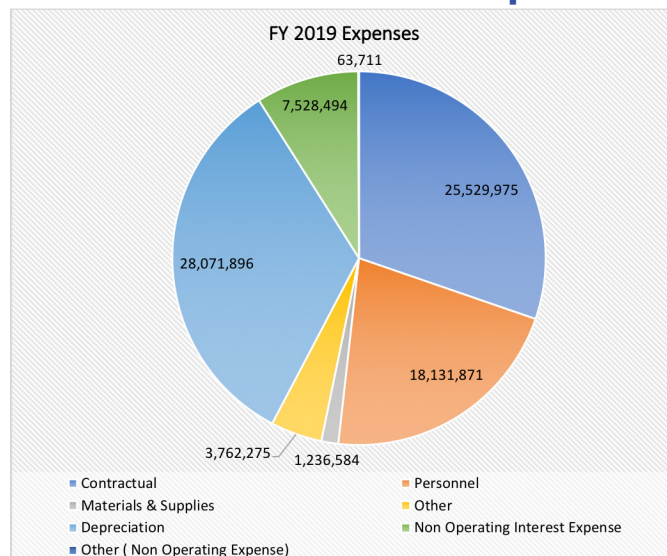
Non-operating revenue, comprised of interest income, passenger facility charges (PFCs), grants from the US government and other sources, increased 3.7% as a result of the increase in passenger activity in FY 2019. Total non-operating revenues amounted to \$18.2M in FY 2019 vs. the \$17.5M recorded the prior year.

Cost Per Enplaned Pax \$18.15

The cost per enplaned passenger (CPE) for signatory airlines is developed to provide a competitive cost structure, while maintaining a superior and reliable level of services. A summary of the CPE for FY 2019 and FY 2018 is as follows:

COST PER ENPLANED PASSENGER				
	2019		2018	
	Actual	% of Total	Actual	% of Total
Airport Revenues				
Signatory Airline rentals and fees	\$ 34,040,355	43.6%	\$ 30,404,908	39.2%
Revenue from sources other than Signatory Airline rentals and fees	34,912,461	44.7%	38,525,895	49.7%
Passenger Facility Charge Revenue	7,362,377	9.4%	7,081,113	9.1%
Operating Grants	415,108	0.5%	424,467	0.5%
Interest Income not related to const	1,326,717	1.7%	1,060,981	1.4%
Airport Revenues	\$ 78,057,017	100%	\$ 77,497,364	100%
		%Change		%Change
Signatory Enplaned Passenger	1,875,879	6.2%	1,767,087	-3.5%
Signatory Airline cost per enplaned passenger	\$ 18.15	5.5%	\$ 17.21	1.9%

\$84.3 Million in Total Expenses



Operational Expenses of \$48.7M

Operational Expenses increased 5.5% year-over-year, equaling \$48.7M for FY 2019 vs. \$46.1M for FY 2018. Although the number of employees at the end of FY 2019 decreased by 6, from 209 to 203, personnel services expense increased mainly as a result of increased pension expense from \$13.9M in FY 2018 to \$18.9M in FY 2019. Contractual services decreased 7.7% for the same period to \$25.5M vs. \$27.7M for the prior year. Material and supplies expenses increased 4.1%, from \$1.19M to \$1.24M year-over-year. Depreciation and amortization expenses remained relatively flat.

Non-Operating Expenses of \$7.6M

Non-operating expenses for FY 2019 continued to decrease as the Authority pays down its debt and liabilities without incurring additional debt. Total non-operating expenses reflect a 34.1% decrease equating to \$7.6M in FY 2019 vs. the previous year of \$11.5 M.

Debt Service Coverage @ 1.66

Under the Bond Indenture for the issuance of the 2013 General Revenue Bonds, the Authority is required to maintain a minimum debt service coverage of 1.25 in relation to net revenues vs. annual debt service. At the end of the fiscal year, the Airport was able to meet its financial obligations with a debt service coverage of 1.66.

Debt Service Coverage (DSC)	2019	2018
Net Revenues and Other Available Moneys	\$ 39,724,544	\$ 35,969,445
Total Annual Debt Service	\$ 23,873,000	\$ 23,873,500
Annual Debt Service Coverage	1.66	1.51

WAY FORWARD

MEETING STANDARDS OF "NEW NORMAL" TRAVEL ENVIRONMENT

As a key essential facility, we are focused on mitigating the affects of the Coronavirus Pandemic and regaining passenger traffic, with enhanced protective and preventive measures employed throughout the facility.




FY 2020 looked to be another record breaking year for the Authority, with airline partners increasing capacity and/or frequency and introducing new service in the last quarter of FY 2019. Many of the service enhancements were in place before Guam's economy


and the rest of the world's global markets succumbed to the 2019 Novel Coronavirus (COVID-19) Pandemic. The impact of this deadly virus began to affect Guam's tourism driven economy in February 2020.


Currently, Guam, along with our key markets of Japan, Korea and Taiwan have in place entry restrictions and are still battling outbreaks of COVID-19, decreasing the demand, and ability to travel.

Notwithstanding the Pandemic Outbreak, the GIAA has undertaken facility and service enhancement measures to mitigate the exposure to viral infection. Transparent barriers have been installed at all passenger processing and service points, automated equipment has been installed to provide for touchless restroom service and 100% thermal screening is in place. GIAA has also enhanced cleaning and sanitation practices with frequent disinfection of all areas, and electrostatic cleaning after each flight arrives and departs, 24 hours a day.

YOUR SAFETY IS OUR PRIORITY.

 **FACE MASK REQUIRED**

 **KEEP A SAFE DISTANCE**

 **WASH HANDS**

A.B. WON PAT INTERNATIONAL AIRPORT GUAM

OUTLOOK FOR FY 2020

GIAA will continue to develop programs and infrastructure that will create opportunities for our island and communities throughout the region. More capital improvement projects have been identified to enhance safety, security and efficiency of travel, and to generate or sustain air service to current or new markets. Other priorities include workforce development to increase capacity and enhance the Authority's labor force, while laying the foundation for succession planning.

GIAA will continue to exercise prudent financial management in carrying out its fiduciary responsibilities, while maintaining a safe and secure travel environment. We will continue to pay down debt and pursue revenue-generating opportunities to sustain a favorable operating environment and cost structure for our airline partners, tenants, stakeholders and prospective investors at the Guam International Airport.

Future Capital Improvement Projects

- PARKING FACILITIES (ADD CAPACITY TO PUBLIC AND GROUND TRANSPORT LOTS)
- INFORMATION TECHNOLOGY UPGRADE FOR FACILITIES & SERVICES
- PASSENGER TERMINAL IMPROVEMENTS (CAPACITY & EFFICIENCY IMPROVEMENTS)
- REPLACEMENT OF CONVEYANCE SYSTEMS (TERMINAL FACILITY)
- TIYAN PARKWAY PHASE II (IN COORDINATION WITH DPW)
- EXPANSION OF ROUTE 10A (IN COORDINATION WITH DPW)
- LANDSCAPING OF MAJOR THOROUGHFARE (ROUTE 10A)
- STORMWATER RUNOFF AND DRAINAGE IMPROVEMENTS
- GUAM SPACEPORT (IN COORDINATION WITH VIRGIN ORBIT)

CONTACT US!

A.B. WON PAT INTERNATIONAL AIRPORT AUTHORITY, GUAM

Mailing Address:
P.O. Box 8770
Tamuning, Guam
96931

Physical Address:
355 Chalan Pasaheru
Tamuning, Guam
96911



official@guamairport.net

website: www.guamairport.com

FOLLOW US!





Michele Brillante <mbrillante@guamopa.com>

Fwd: ATTACHED - GIAA FY 2019 Citizen Centric Report

Benjamin Cruz <bjcruz@guamopa.com>

Thu, Jul 30, 2020 at 9:21 AM

To: Vince Duenas <vduenas@guamopa.com>, Christian Rivera <crivera@guamopa.com>, Clariza Roque <croque@guamopa.com>, Frederick Jones <fjones@guamopa.com>, Ira Palero <ipalero@guamopa.com>, Jerrick Hernandez <jhernandez@guamopa.com>, Andriana Quitugua <aquitugua@guamopa.com>, Marisol Andrade <mandrade@guamopa.com>, Michele Brillante <mbrillante@guamopa.com>, Thomas Battung <tbattung@guamopa.com>, Thyrza Bagana <tbagana@guamopa.com>, Johanna Pangelinan <jpangelinan@guamopa.com>

Sent from my iPhone

Begin forwarded message:

From: "Marcia D. Taitano" <marciad@guamairport.net>**Date:** July 30, 2020 at 9:10:10 AM GMT+10**To:** bjcruz@guamopa.com, admin@guamopa.com, tbagana@guamopa.com, "speaker@guamlegislature.org" <speaker@guamlegislature.org>, "senatortcnelson@guamlegislature.org" <senatortcnelson@guamlegislature.org>**Cc:** Rolenda Faausuamalie <rolenda@guamairport.net>, Elfrieda Koshiba <elfrieda@guamairport.net>, Rosie Balajadia <rosieb@guamairport.net>, "Cheryl L. Bustos" <cherylb@guamairport.net>**Subject:** ATTACHED - GIAA FY 2019 Citizen Centric Report

Hafa Adai.

Please see attached the A.B. Won Pat International Airport Authority, Guam (GIAA) FY 2019 Citizen Centric Report.

Please acknowledge receipt of this email.Regards,
Marcia

P.O. Box 8770, Tamuning, Guam 96931
355 Chalan Pasaheru, Tamuning, Guam 96913
TEL (671) 646-0300 FAX (671) 646-8823
www.guamairport.com

CONFIDENTIALITY NOTICE:

*This message (including any attachments) contains information that is confidential and proprietary to GIAA and/or A.B. Won Pat International Airport Authority, Guam, and that is for the sole use of the intended recipients. If you are not an intended recipient, you may not read, print, retain, use, copy, distribute, forward or disclose to anyone this message or any information contained in this message (including any attachments). If you have received this message in error, please advise the sender of this error by reply e-mail, and please destroy all copies of this message (including any attachments).***

2 attachments**GuamAirport-logo_reducesize.jpg**

41K

**CCR_FY_2019_FINAL_07-29-20-1.pdf**
2504K