



# Bureau of Statistics and Plans

## Sangan Plãnu Siha Yan Emfotmasion

### A Report to our Citizens in FY 2017



Published 08/07/2018



#### LEADERSHIP

Carl V. Dominguez  
*Director*

Manuel Q. Cruz  
*Deputy Director*

#### MISSION STATEMENT

The mission of the Bureau of Statistics and Plans is to ensure Guam's resources are effectively used for the benefit of present and future generations by appraising, coordinating, preparing, and assisting in the development of a wide range of plans, policies, studies and statistics that further economic, social, land use, environmental and infrastructural goals, priorities and planning activities.

#### Inside this issue:

|                             |   |
|-----------------------------|---|
| About Us                    | 1 |
| Program Performance         | 2 |
| Fiscal Performance          | 3 |
| Challenges & Moving Forward | 4 |

#### ABOUT THE BUREAU

BSP is a staff agency to the Office of the Governor. Other public laws and Governor's Executive Orders granted additional roles to BSP such as providing administrative support to the Guam Developmental Disabilities Council and providing a preliminary Business Sector Disaster Damage report to the Governor in the aftermath of a Typhoon.

The Bureau employed approximately 35 employees that supported five program divisions: Administration, Business & Economic Statistics, Socio-Economic & Coral Reef Initiative, Planning Information Program, and the Guam Coastal Management Program.

The Bureau is dedicated to providing expediency in all of our endeavors and promoting the welfare of the community. Each individual is professional in their field of work and everyone

is dedicated to ensure the Bureau's mission is carried out for the overall benefit of the island.

In FY 2017, the Bureau showcased its professionalism and dedication to public service by winning 15 MagPro Awards of Excellence under the Governor's Employee Recognition Program. The awards include the following:

#### Personnel Strength

| Classification | 2015      | 2016      | 2017      |
|----------------|-----------|-----------|-----------|
| Planners       | 10        | 11        | 13        |
| Statisticians  | 7         | 5         | 6         |
| Support Staff  | 10        | 15        | 16        |
| <b>Total</b>   | <b>27</b> | <b>31</b> | <b>35</b> |

#### Small Department/Agency

- Department of the Year
- Unit of the Year (Guam Coastal Management Program)
- Project/Program of the Year (Guam International Coastal Cleanup)
- Manager of the Year

#### Supervisor of the Year

- Planning
- Statistics & Economics

#### Employee of the Year

- General Clerical

- Office Management & Miscellaneous Administrative
- Planning

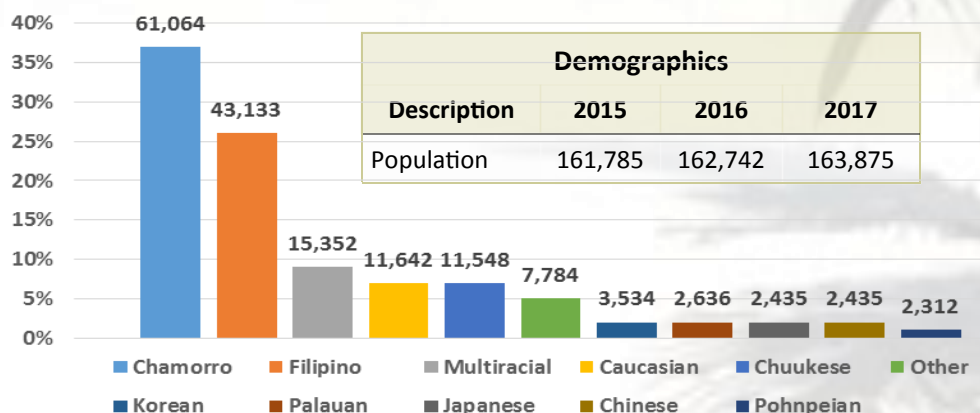
#### Individual Categories:

- Community Service & Volunteerism
- Male Athlete of the Year
- Physical Fitness & Wellness Program of the Year

#### Photo of the Year:

- Public Service & Children
- Public Service & the Environment
- Funny Moments of Public Servants

#### Ethnic Groups in 2017



Source: 2010 Census of Guam, BSP, 2016 Guam Statistical Yearbook  
Doc. No. 34GL-18-2211.\*



2017 GICC attracted 5,369 volunteers collecting 104,714 trash items weighing a total of 36,265 pounds. Site: Paseo.

**2017 Guam International Coastal Cleanup (GICC)**

|                    |          |                        |         |
|--------------------|----------|------------------------|---------|
| No. of Volunteers: | 5,369    | Miles Covered:         | 31.84   |
| Debris in Pounds:  | 36,265.5 | Total Items Collected: | 104,714 |

| Category of Trash                            | Land           | Underwater   | Total Items    |
|--|----------------|--------------|----------------|
| Food/Beverage Items                          | 73,930         | 1,104        | 75,034         |
| Packaging Materials                          | 5,057          | 72           | 5,129          |
| Personal Hygiene                             | 2,174          | 2            | 2,176          |
| Others: Appliances, tiny trash, fishing gear | 21,935         | 440          | 22,375         |
| <b>Total:</b>                                | <b>103,096</b> | <b>1,618</b> | <b>104,714</b> |

Guam's FY 2017 Drug Control, Violent Crime and Criminal Justice Systems Improvement Grant Program multijurisdictional drug data presented.

**Multijurisdictional Task Force Drug Seizures and Value of Drugs Seized**

| Drugs in Guam                      | CY 2016        |                   | CY 2017       |                   |
|------------------------------------|----------------|-------------------|---------------|-------------------|
|                                    | Seizure        | Value             | Seizure       | Value             |
| Methamphetamine                    | 76,551         | 45,398,372        | 28,399        | 13,175,035        |
| Marijuana                          | 283,546        | 8,408,889         | 17,845        | 337,602           |
| Marijuana Plants                   | 644            | 643,000           | 0             | 0                 |
| Other: Spice/Steroids              | 0.00           | 0.00              | 1,124         | 12,735            |
| <b>Total Drugs Seized in Grams</b> | <b>360,741</b> | <b>54,450,261</b> | <b>47,368</b> | <b>13,525,372</b> |

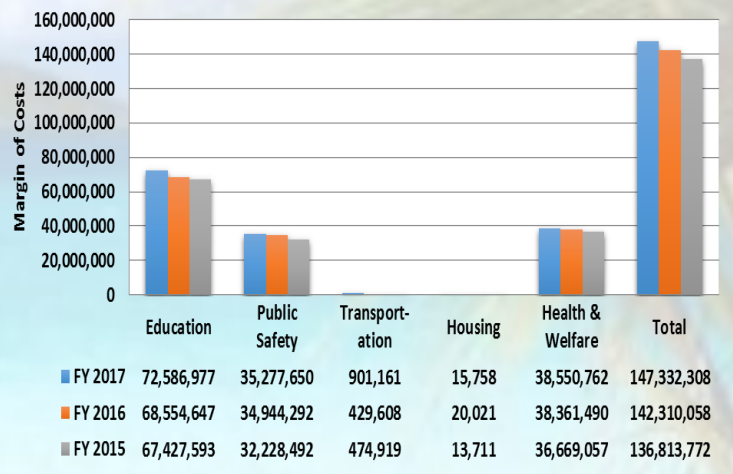
Source: Guam's Multi-jurisdictional Task Force FY 2016-2017 Quarter Progress Reports; seizures reported in grams.

The Bureau reviewed 108 applications in 2017 for consistency with Guam's policies and adherence with applicable federal and local statutes and Guam State Clearinghouse requirements.

| Application Reviews                     | FY 2016    | FY 2017    |
|---|------------|------------|
| Guam State Clearinghouse                | 71         | 35         |
| Application Review Committee (ARC)/Guam | 42         | 48         |
| Land Use Commission Reviews (GLUC)      |            |            |
| Federal Consistency                     | 30         | 25         |
| <b>Total</b>                            | <b>143</b> | <b>108</b> |

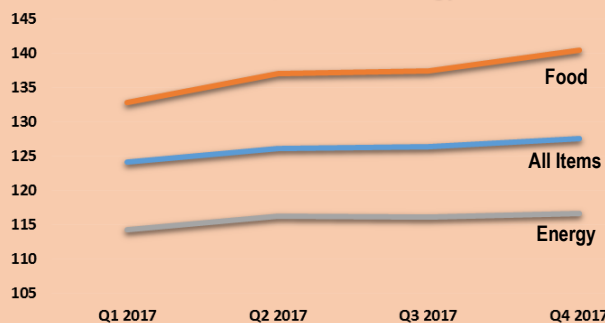
The cost for Guam to provide educational, public safety, health and welfare services to Freely Associated State citizens was \$147.3 million and \$85.6 million in federal assistance. Since 2004, a total of \$1.2 billion (unaudited) assistance has been provided to citizens of the FAS.

**2017 - 2015 Compact Impact Costs**



In support of fisheries management and sustainability, the Fish Import and Export Data Collection and Monitoring System reported a total of 148,301 or \$2 million in air cargo imports and 127,379 or \$6.1 million in maritime imports for a variety of aquatic fisheries in 2017.

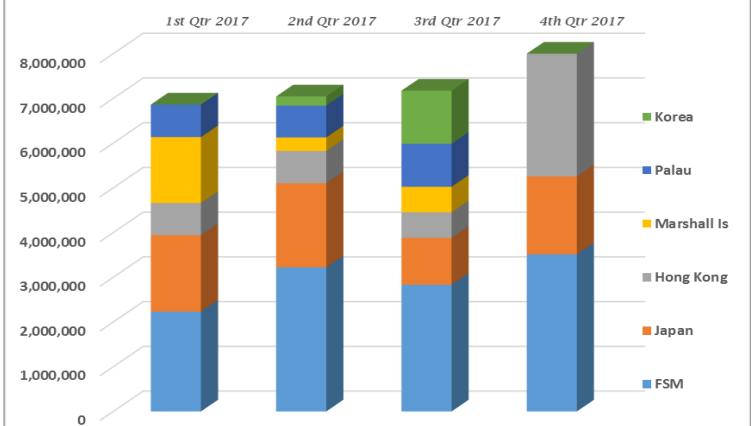
**Guam Consumer Price Index  
All Items, Food and Energy Prices**



The graph depicts how prices, on average, have changed over time. While prices on all items have gradually increased, food prices show more volatility and have outpaced energy price changes over this time period.

For 2017, exports have averaged \$8.2 million per quarter with FSM at 36% followed by Japan at 20% of that total.

**Guam Exports By Country of Destination**



**REVENUES**

| Fiscal Year | General Fund |
|-------------|--------------|
| FY 2017     | \$1,192,565  |
| FY 2016     | \$1,228,714  |
| FY 2015     | \$1,103,597  |



BSP part of Safe Housing Task Force Outreach Needs Assessment to address health, safety and welfare issues at Hemlani Apartments in Tumon. Approximately 44 families, totaling 238 persons, were interviewed.

The Bureau of Statistics and Plans applied and received seven (7) grant awards totaling \$2.3 million. BSP manages approximately \$7.9 million in both new and active grants. USDOJ and NOAA grants are awarded for a 2 to 3 year grant period with approximately 90% passed to subrecipients to implement criminal justice projects, coastal and environmental initiatives. Approximately \$906,752 was retained for personnel expenses.

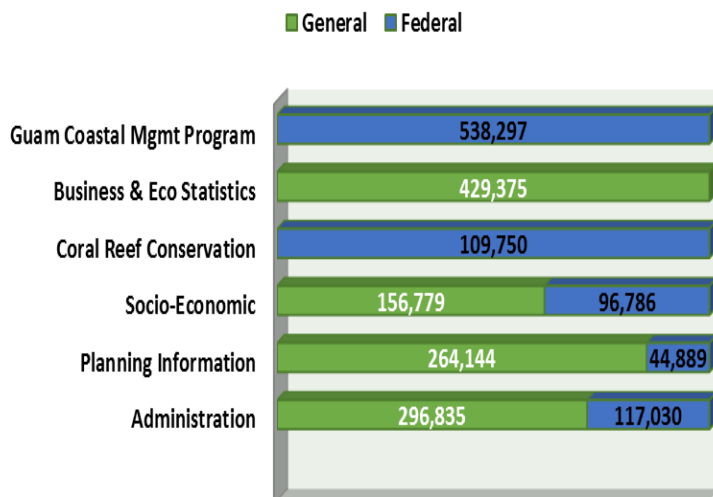
| Federal Agency | Federal Program Grant Title                                | Award Amount          |
|----------------|--|-----------------------|
| USDOJ          | Edward Byrne Justice Assistance Grant (JAG) ***            | \$655,500.00          |
| USDOJ          | Paul Coverdell Forensic Science Improvement                | \$108,332.00          |
| USDOJ          | Residential Substance Abuse Treatment Grant (RSAT)         | \$50,607.00           |
| USDOJ          | Prison Rape Elimination Act (PREA) Reallocation Funds      | \$33,210              |
| NOAA           | Guam Coastal Management Program (GCMP)                     | \$972,000.00          |
| NOAA           | Coral Reef Initiative Monitoring Grant (CRI)               | \$95,000.00           |
| NOAA           | Coral Reef State & Territory Conservation Monitoring Grant | \$425,214.00          |
| <b>TOTAL:</b>  |  | <b>\$2,339,863.00</b> |

**EXPENDITURES**

BSP's expenditures primarily consisted of salaries and benefits. Operational expenditures from the General Fund included contractual, telephone and supplies, mileage reimbursement and subsidized rent for the Guam Developmental Disabilities Council (GDDC). Of the 35 employees of the Bureau in FY 2017, 21 were locally funded and 14 were 100 percent federally funded. Of the 21 locally funded employees, 3 were temporary appointments. A total \$906,752 in federal funds was used to cover personnel expenses.

| Expenditures                  | 2017               | 2016               | 2015               |
|-------------------------------|--------------------|--------------------|--------------------|
| <b>General Fund</b>           |                    |                    |                    |
| Personnel                     | \$1,147,133        | \$1,169,657        | \$1,073,175        |
| Contractual Services          | 2,036              | 5,786              | 229                |
| Supplies                      | 1,635              | 6,271              | 146                |
| Travel: Mileage Reimbursement | 290                | 6,261              | 6,347              |
| Drug Testing                  | 0.00               | 0.00               | 120                |
| Telephone                     | 1,571              | 6,000              | 2,580              |
| Office Rent (GDDC)            | 39,900             | 34,739             | 21,000             |
| <b>Total General Fund</b>     | <b>\$1,192,565</b> | <b>\$1,228,714</b> | <b>\$1,103,597</b> |

**FY 2017 Personnel Expenditures by Funding Source**



Collaborative partnerships with natural resource managers and local scientists help restore a reef at Jade Shoals that was damaged by a vessel grounding in 2017. (Photo: W. Hoot/BSP)

**Challenges in 2017:**

- ◆ Although the Bureau's mandates did not change, additional program initiatives were absorbed from other agencies which caused challenges as the Bureau is limited in staff resources. Despite the challenges, the Bureau met its mandates and additional program initiatives.
- ◆ Implementing a succession plan to build capacity and institutional knowledge of critical program areas remains a challenge with funding constraints.
- ◆ Obtaining federal clearances in a timely manner on special award conditions such as congressional mandates, the Section 106 review process, permitting requirements, and GSA procurement to meet federal grant requirements and achieve full implementation of project activities.
- ◆ Funding constraints to continue implementation of Fisheries Import and Export Data Collection and Monitoring System to capture data for analysis and economic development opportunities.



Marked success at the Manell-Geus (Merizo) watershed for forest restoration, replanting of native species and firebreak maintenance at the Quinene Hill (Merizo) reforestation site. Ridge-to-Reef efforts help minimize negative impacts on ecosystems, infrastructure and reefs.

**MOVING FORWARD IN 2018.....**

The BSP will continue moving forward in 2018 with the following and more:

- ◆ Publish quarterly publications for Import and Export Trade Data and Consumer Price Index reports.
- ◆ Develop and publish the 2018 Statistical Yearbook, the 2017 Guam Facts & Figures At-A-Glance brochure and other statistical indices to make sound decisions to improve the island's economic viability and resource sustainability.
- ◆ Provide technical support to GovGuam entities when needed in order that they meet their missions.
- ◆ Continue collaboration with U.S. Census Bureau officials and stakeholders on Guam in the planning of the 2020 Guam Decennial Census.
- ◆ Prepare the 2018 Annual Compact Impact Report to identify and assess the costs incurred for services to Freely Associated States migrants on Guam.
- ◆ Conduct the 2018 Guam Compacts of Free Association Enumeration to determine USDOJ reimbursement in 2019.
- ◆ Continue securing federal dollars from USDOJ to further improve and advocate criminal justice initiatives on Island.
- ◆ Provide technical assistance to GEDA on the development of the 2018-2023 Comprehensive Economic Development Strategy (CEDS).
- ◆ Continue securing federal dollars from NOAA and DOI to compile commercial fishery data; spearhead best management practices for coral reef, coastal and environmental conservation initiatives.
- ◆ BSP involvement in the Safe Housing Task Force, the Imagine Guam 2065 and other Community Action Programs.
- ◆ Coordinate and develop Guam's new FY 2018-2021 Drug Control, Violent Crime and Criminal Justice Systems Improvement Grant Program.
- ◆ Serve as the catalyst for planned and balanced economic, social, environmental and physical growth through Guam State Clearinghouse, legislative review of bills, and the mandated review process of elements via Comprehensive Development Plans.
- ◆ Continue ARC/GLUC, GIS Mapping and Federal Consistency reviews to ensure sustainable, well planned development efforts are central to protecting Guam's natural resources.
- ◆ Coordinate the 3rd Planners Symposium, 24th GICC, the 8th Kika Summer Camp and publication of the Man, Land and Sea Newsletters.
- ◆ Coordinate the kick-off of Guam's year-long participation in the International Year of the Reef (GYOR), 4th Coral Reef Symposium, and other coral partnerships.
- ◆ Continue to conduct outreach programs such as the Guardians of the Reef, Eyes on the Reef, the Pig Hunting Derby and

Pork in the Park Cook-Off to promote and advocate best management practices in protecting the island's coastal environment and balance of sustainable uses of resources and capabilities.

- ◆ Continue with watershed restoration and reforestation efforts in the south; and the promotion of green infrastructure technology.
- ◆ Sustain or promote employee development, recognition and satisfaction.



Flood study completed on Manell-Geus watershed. As a result, outreach materials for flood mitigation developed on a residential, governmental and community scale. Site: Flood and bamboo impact on Barcinas culvert (Merizo).

Did you find this report useful? What would you like to see in the next issue? Let us know by contacting Millie Erguiza at 472-4201/2/3. For further news about the Bureau and its programs, please visit: [www.bsp.guam.gov](http://www.bsp.guam.gov) or write to us at P.O. Box 2950, Hagatna, GU 96932.